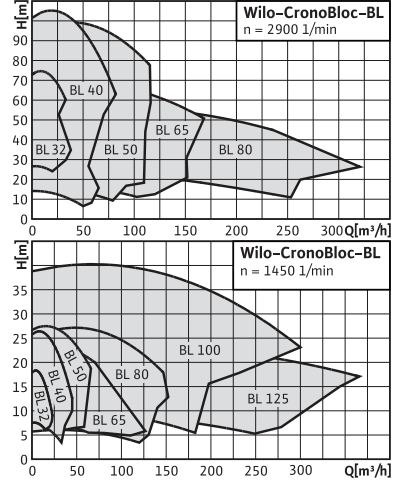



Isıtma, Soğutma, İklimlendirme, Endüstri

Monoblok Pompalar

Wilo-CronoBloc-BL



Dizayn

Kuru rotorlu(salmastralı), monoblok tip pompa, kaplinli, lateralı

Uygulama

Isıtma, Soğutma ve iklimlendirme uygulamalarında sıcak ve soğuk su, su-glikol karışımları (glikol oranı %20-40 ve akışkan sıcaklığı 40°C) transferi

Pompa Kodlaması

Örnek : **BL 40/160-4/2**

- BL** Blok pompa
- 40** Basma flanşı nominal çapı DN
- 160** Nominal çark çapı
- 4** Nominal motor gücü P₂, kW
- 2** Kutup sayısı

Ürün Özellikleri /Faydalar

- Optimize edilmiş verimlilik ile ömür boyu maliyette düşüş
- Kataforez kaplama ile yüksek korozyon dayanımı
- Optimize edilmiş tasarımıyla kondensatın laternadan direkt tahliye edilebilmesi ile, soğutma tesisatlarında kullanım rahatlığı
- Motor gövdesindeki standart kondensat drenaj delikleri ile uzun motor ömrü
- Cebri soğutmalı iki yönlü mekanik salmastra
- Standart motorlar (IEC) ve salmastra kullanımı ile servis kolaylığı
- Ana ölçüler EN733'e (Norm pompalar için DIN standardı) uygun

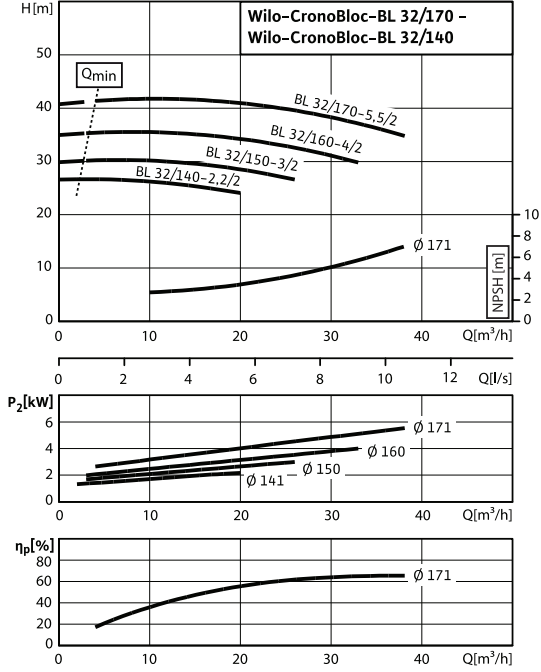
Wilo-CronoBloc-BL Teknik Özellikler

| Wilo-CronoBloc-BL | |
|---|--|
| İzin Verilen Akışkanlar (diğer akışkanlar için danışınız) | |
| VDI 2035'e uygun ısıtma suyu | • |
| Su-glikol karışımları (glikol oranı %20-40 ve akışkan sıcaklığı ≤ 40°C) | • |
| Soğuk su | • |
| Isı transfer yağı | Özel versiyon |
| İzin Verilen Akışkanlar (diğer akışkanlar için danışınız) | |
| Standart Versiyon için maksimum çalışma basıncı [bar] | 16 (+120°C maksimum) 13 (+140°C maksimum) |
| Sıcaklık Aralığı [°C] | -20 - +140 |
| Maksimum ortam sıcaklığı [°C] | 40 |
| İç ortamda montaj | • |
| Dış ortamda montaj | Özel versiyon |
| Bağlantılar | |
| Nominal bağlantı çapı DN | 32-125 |
| Flanşlar (EN 1902-2) | PN 16 |
| Flanş manometre bağlantı deliği | R 1/8 |
| Malzemeler | |
| Pompa gövdesi | EN-GJL-250 (EN-GJS-400 özel versiyon) |
| Laterna | EN-GJL-250 (EN-GJS-400 özel versiyon) |
| Çark (standart) | EN-GJL-200 |
| Çark (özel versiyon) | G-CuSn10 |
| Pompa mili | 1.4122 |
| Mekanik salmastra | AQEGG |
| Diğer mekanik salmastralar | Özel versiyon |
| Elektrik bağlantıları | |
| Voltaj | 3-400 V, 50 Hz (diğerleri özel versiyon) |
| Hız [d/d] | 1450/2900 1450-2900 |
| Motor | |
| Entegre tam motor koruması | Özel versiyon: PTC termistör sensör (TRS) |
| Koruma sınıfı | IP 55 |
| Yalıtım sınıfı | F |
| Motor sargıları ≤3 kW | 230 V Δ/400 V Y, 50 Hz |
| Motor sargıları ≥ 4 kW | 400 V Δ/690 V Y, 50 Hz |

Wilo-CronoBloc-BL Karakteristik Eğriler

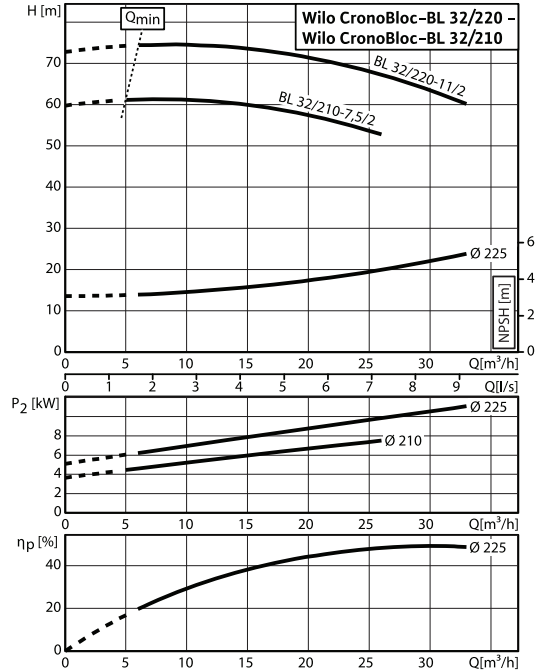
Wilo-CronoBloc-BL 32/140-2,2/2 - 32/170-5,5/2

Devir hızı 2900 d/d



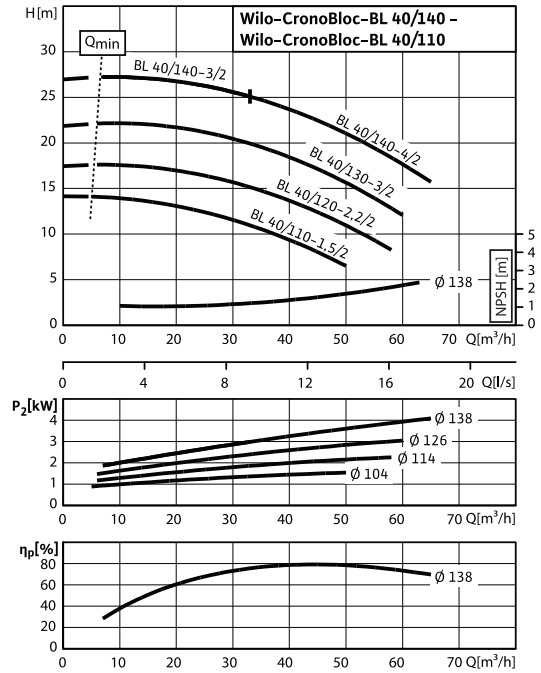
Wilo-CronoBloc-BL 32/210-7,5/2 - 32/220-11/2

Devir hızı 2900 d/d



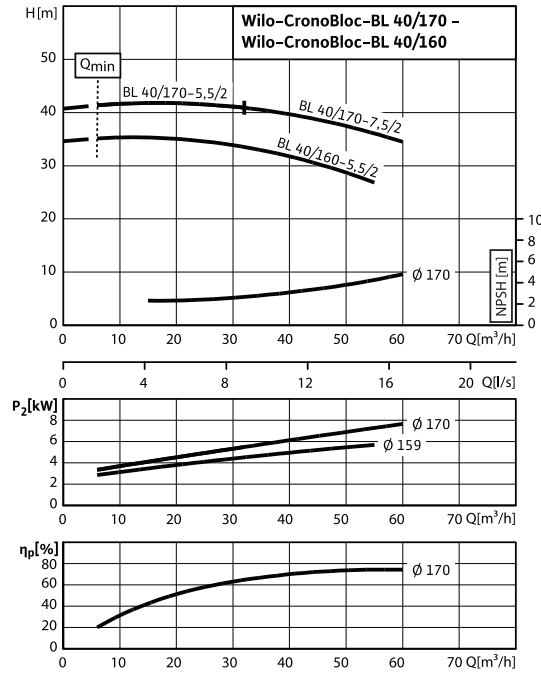
Wilo-CronoBloc-BL 40/110-1,5/2 - 40/140-4/2

Devir hızı 2900 d/d



Wilo-CronoBloc-BL 40/160-5,5/2 - 40/170-7,5/2

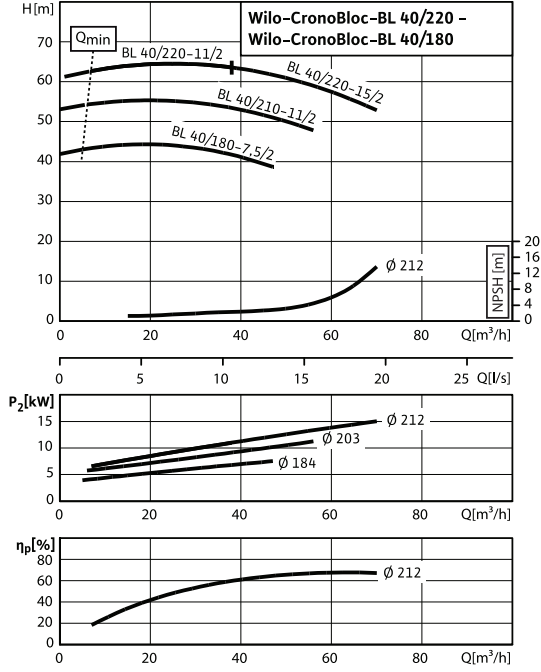
Devir hızı 2900 d/d



Wilo-CronoBloc-BL Karakteristik Eğriler

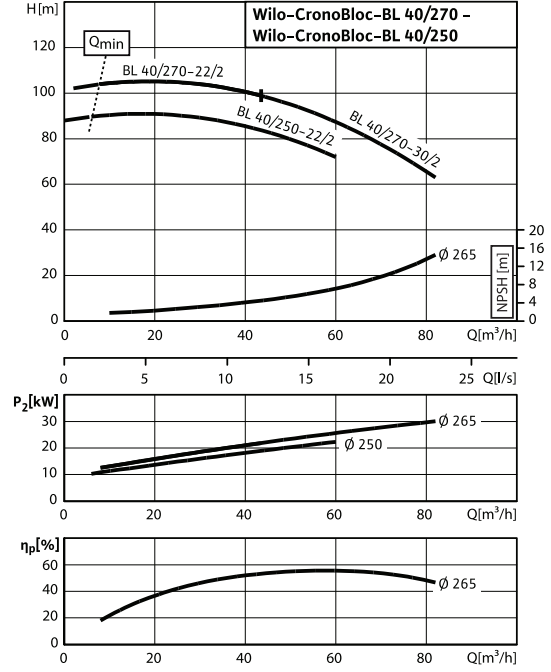
Wilo-CronoBloc-BL 40/180-7,5/2 - 40/220-15/2

Devir hızı 2900 d/d



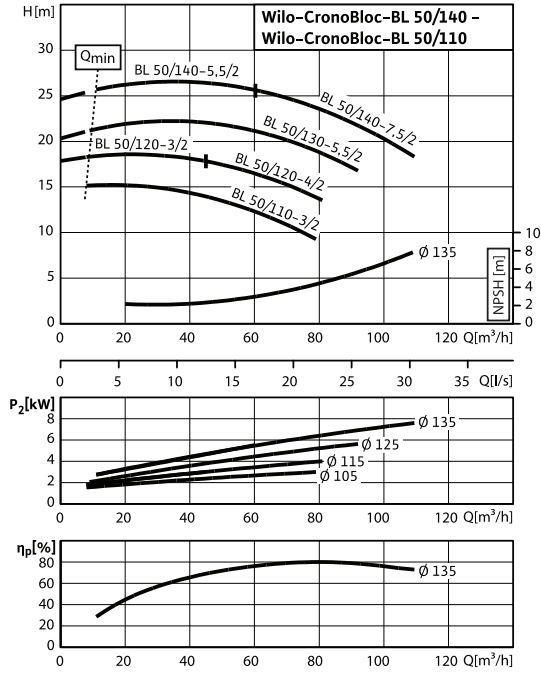
Wilo-CronoBloc-BL 40/250-22/2 - 40/270-30/2

Devir hızı 2900 d/d



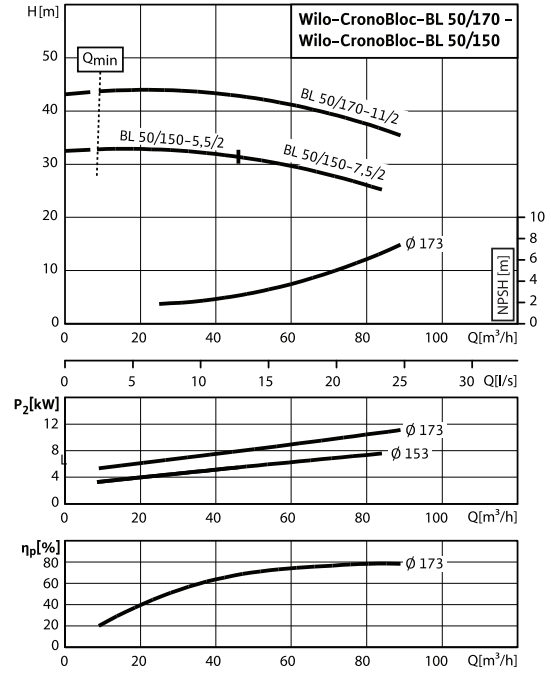
Wilo-CronoBloc-BL 50/110-3/2 - 50/140-7,5/2

Devir hızı 2900 d/d



Wilo-CronoBloc-BL 50/150-5,5/2 - 50/170-11/2

Devir hızı 2900 d/d



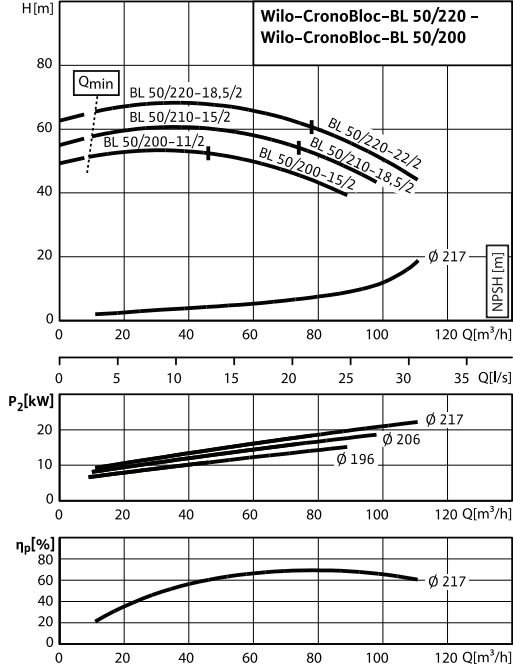
Isıtma, Soğutma, İklimlendirme, Endüstri

Monoblok Pompalar

Wilo-CronoBloc-BL Karakteristik Eğriler

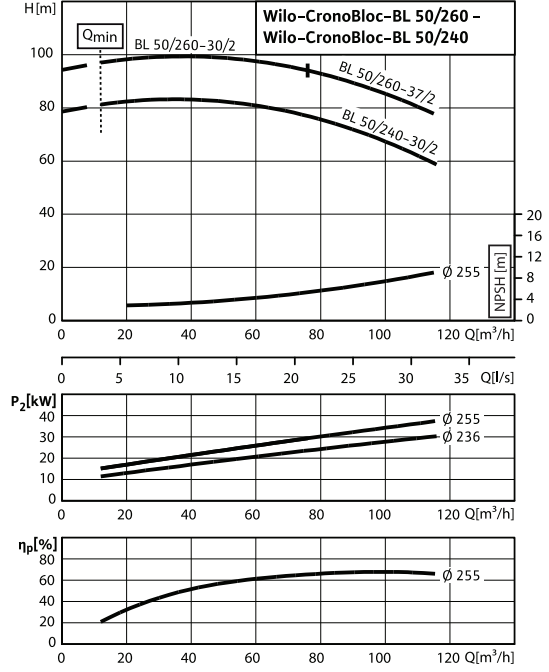
Wilo-CronoBloc-BL 50/200-11/2 - 50/220-22/2

Devir hızı 2900 d/d



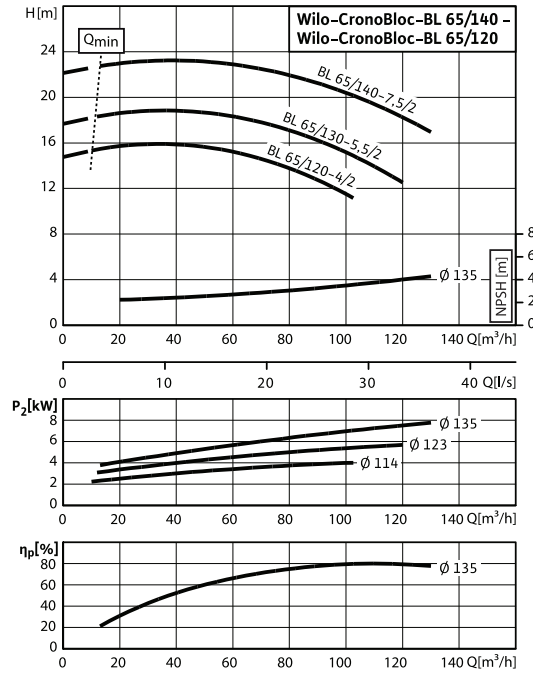
Wilo-CronoBloc-BL 50/240-30/2 - 50/260-37/2

Devir hızı 2900 d/d



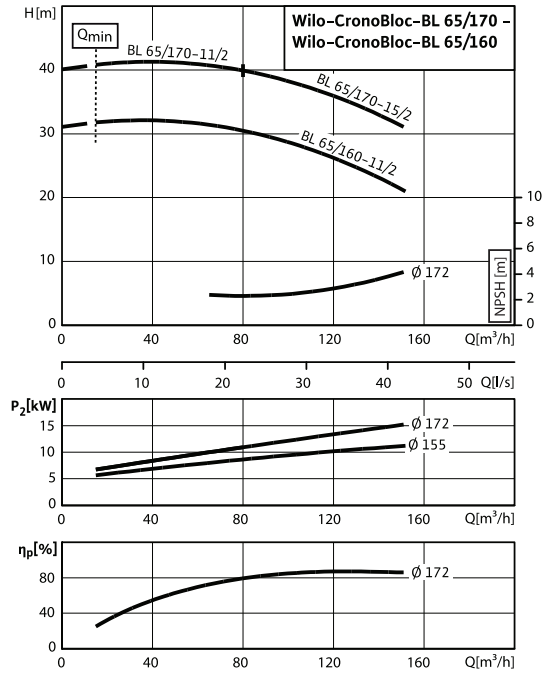
Wilo-CronoBloc-BL 65/120-4/2 - 65/140-7,5/2

Devir hızı 2900 d/d



Wilo-CronoBloc-BL 65/160-11/2 - 65/170-15/2

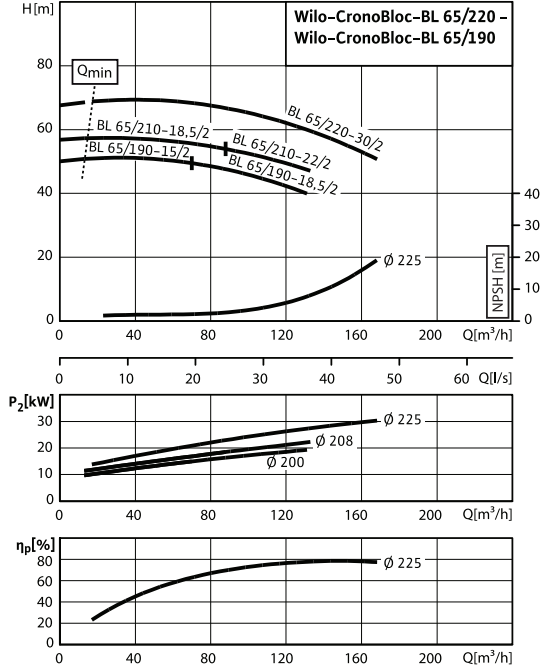
Devir hızı 2900 d/d



Wilo-CronoBloc-BL Karakteristik Eğriler

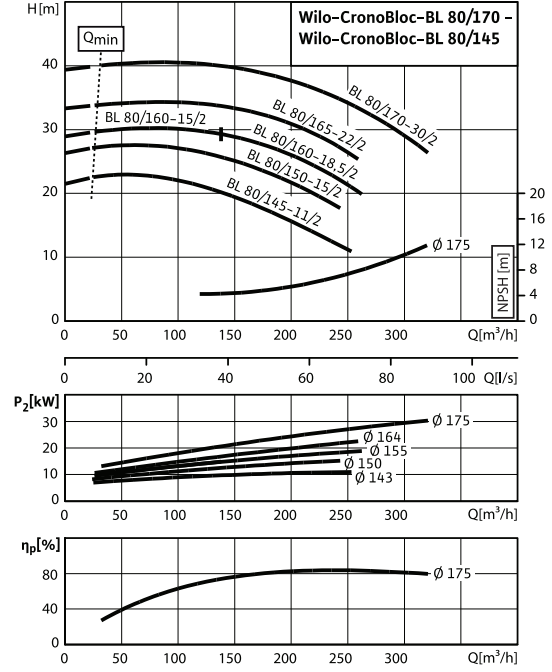
Wilo-CronoBloc-BL 65/190-15/2 - 65/220-30/2

Devir hızı 2900 d/d



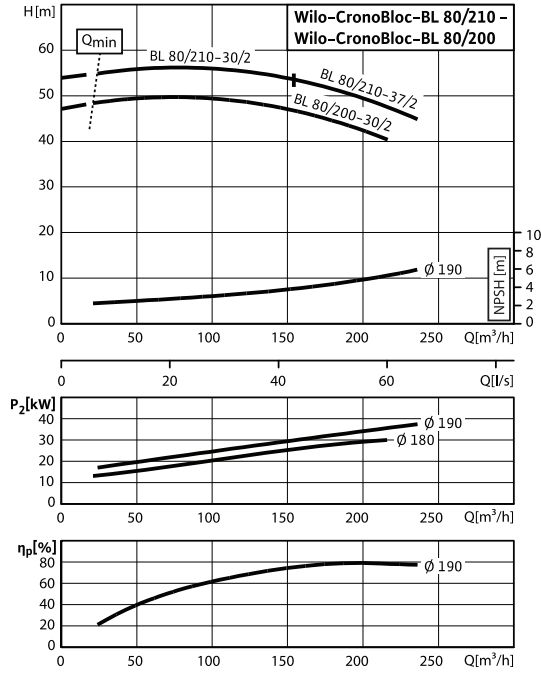
Wilo-CronoBloc-BL 80/145-11/2 - 80/170-30/2

Devir hızı 2900 d/d



Wilo-CronoBloc-BL 80/200-30/2 - 80/210-37/2

Devir hızı 2900 d/d



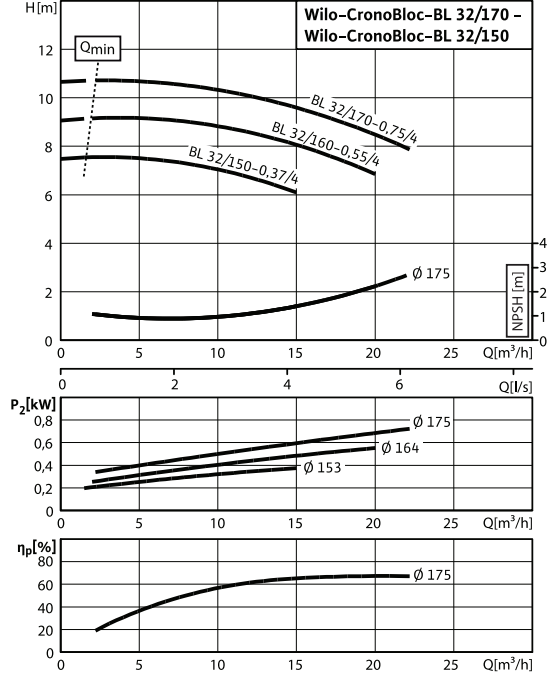
Isıtma, Soğutma, İklimlendirme, Endüstri

Monoblok Pompalar

Wilo-CronoBloc-BL Karakteristik Eğriler

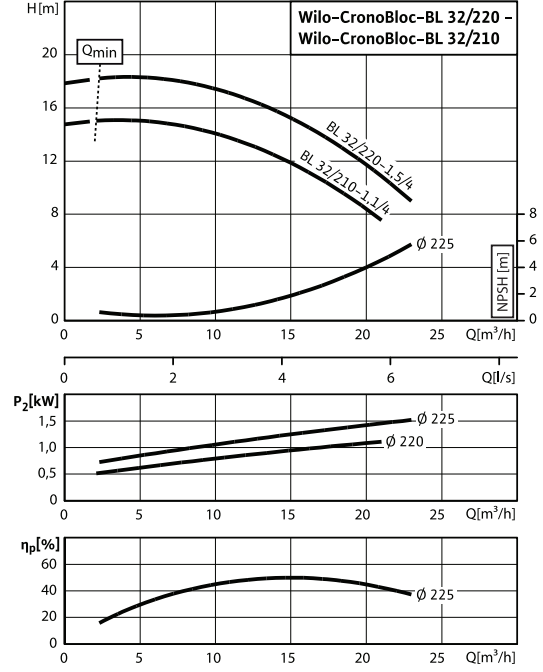
Wilo-CronoBloc-BL 32/150-0,37/4 - 32/170-0,75/4

Devir hızı 1450 d/d



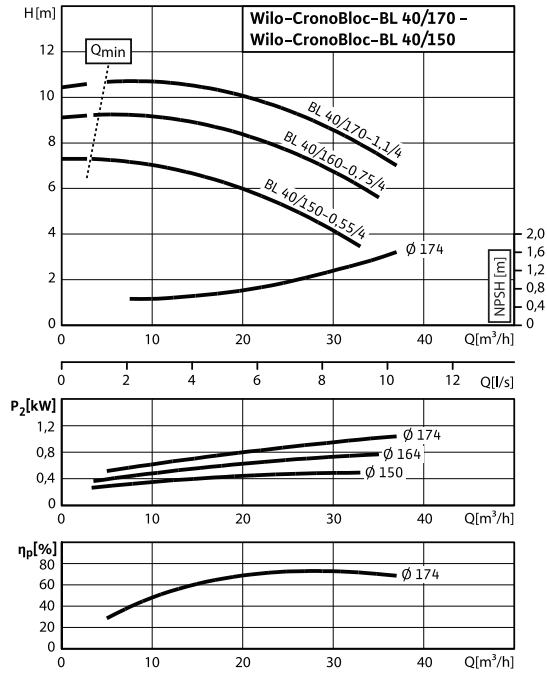
Wilo-CronoBloc-BL 32/210-1,1/4 - 32/220-1,5/4

Devir hızı 1450 d/d



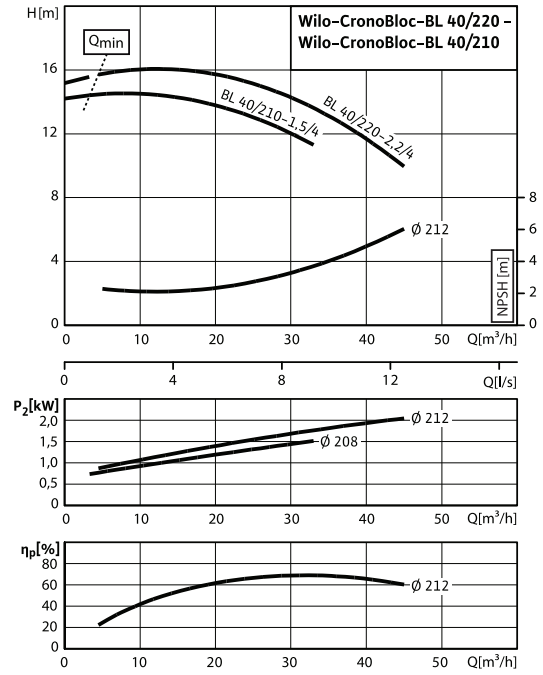
Wilo-CronoBloc-BL 40/150-0,55/4 - 40/170-1,1/4

Devir hızı 1450 d/d



Wilo-CronoBloc-BL 40/210-1,5/4 - 40/220-2,2/4

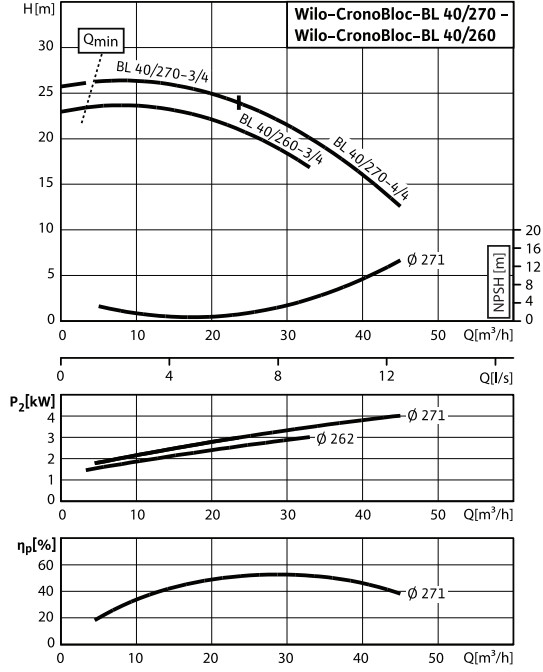
Devir hızı 1450 d/d



Wilo-CronoBloc-BL Karakteristik Eğriler

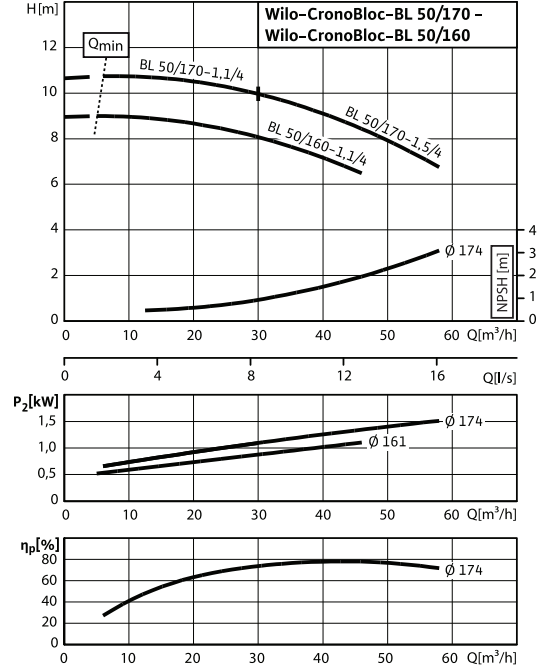
Wilo-CronoBloc-BL 40/260-3/4 - 40/270-4/4

Devir hızı 1450 d/d



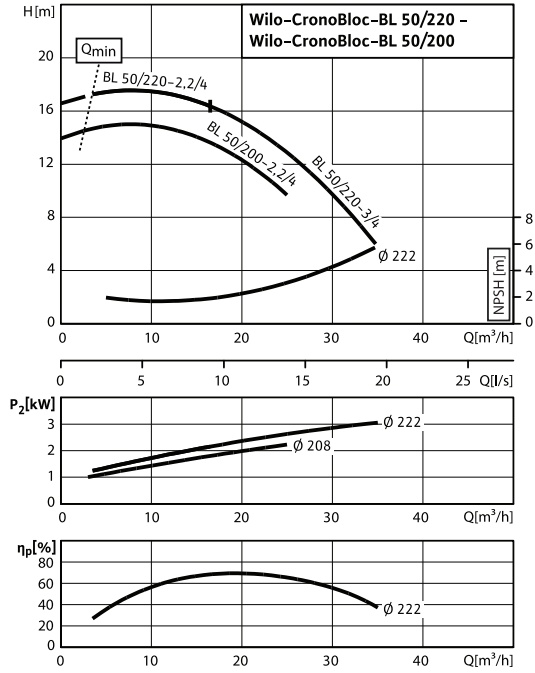
Wilo-CronoBloc-BL 50/160-1,1/4 - 50/170-1,5/4

Devir hızı 1450 d/d



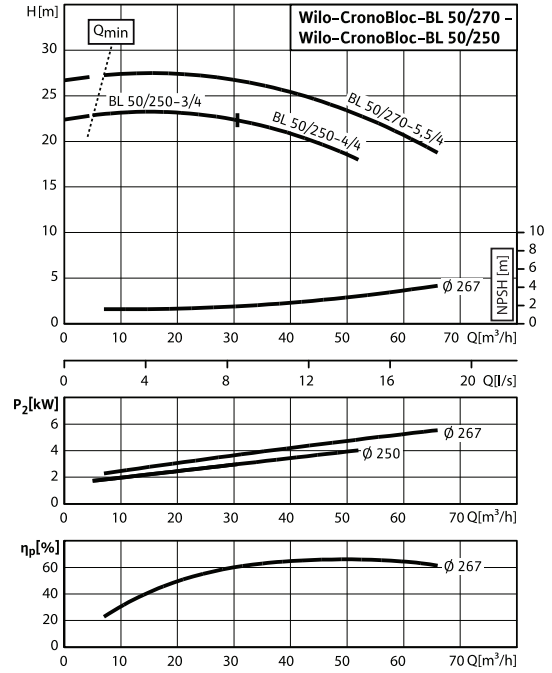
Wilo-CronoBloc-BL 50/200-2,2/4 - 50/220-3/4

Devir hızı 1450 d/d



Wilo-CronoBloc-BL 50/250-3/4 - 50/270-5,5/4

Devir hızı 1450 d/d



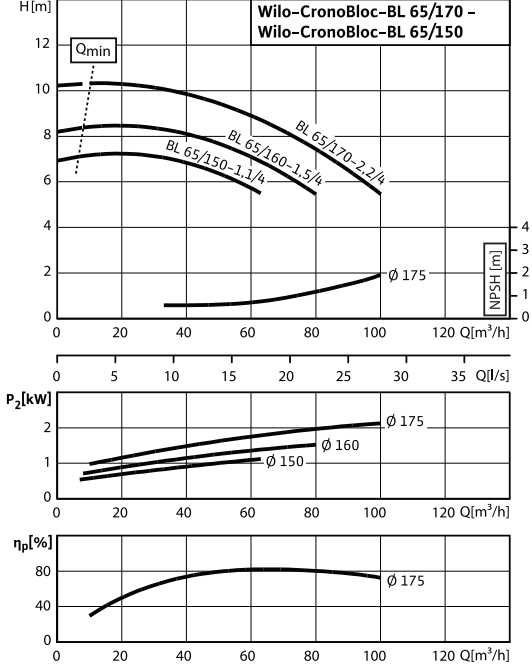
Isıtma, Soğutma, İklimlendirme, Endüstri

Monoblok Pompalar

Wilo-CronoBloc-BL Karakteristik Eğriler

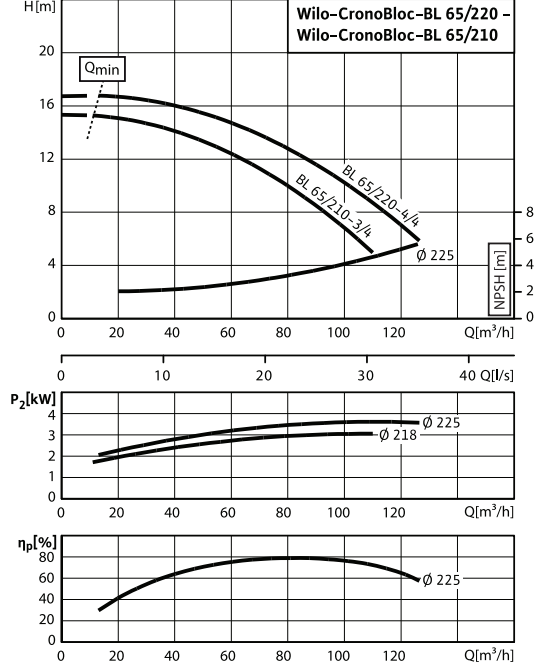
Wilo-CronoBloc-BL 65/150-1,1/4 - 65/170-2,2/4

Devir hızı 1450 d/d



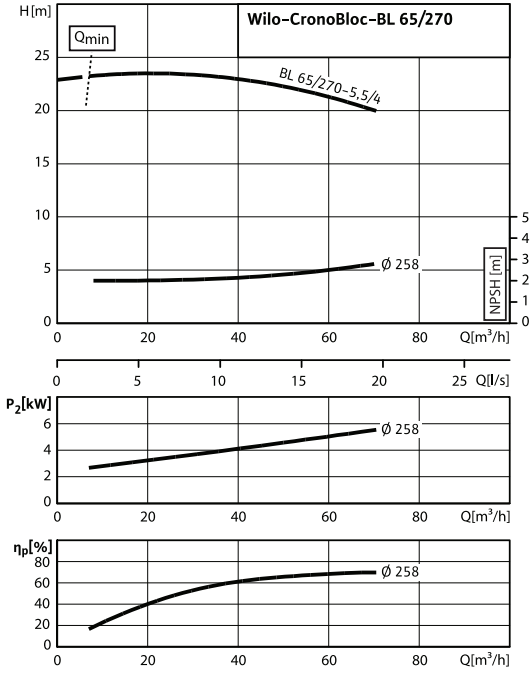
Wilo-CronoBloc-BL 65/210-3/4 - 65/220-4/4

Devir hızı 1450 d/d



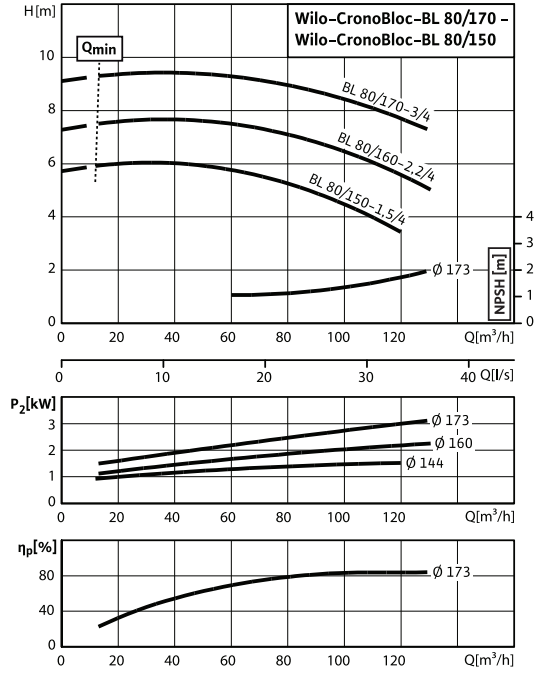
Wilo-CronoBloc-BL 65/270-5,5/4

Devir hızı 1450 d/d



Wilo-CronoBloc-BL 80/150-1,5/4 - 80/170-3/4

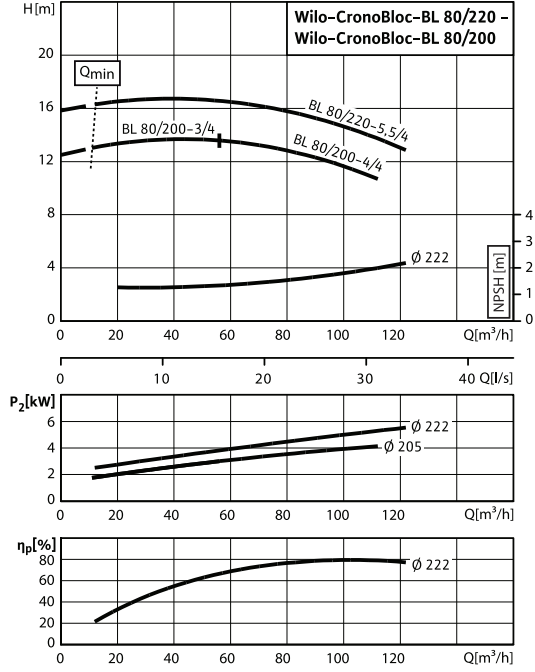
Devir hızı 1450 d/d



Wilo-CronoBloc-BL Karakteristik Eğriler

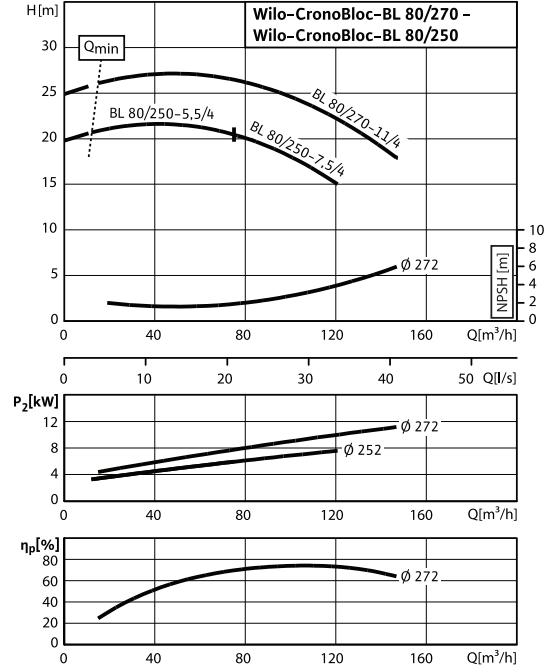
Wilo-CronoBloc-BL 80/200-3/4 - 80/220-5,5/4

Devir hızı 1450 d/d



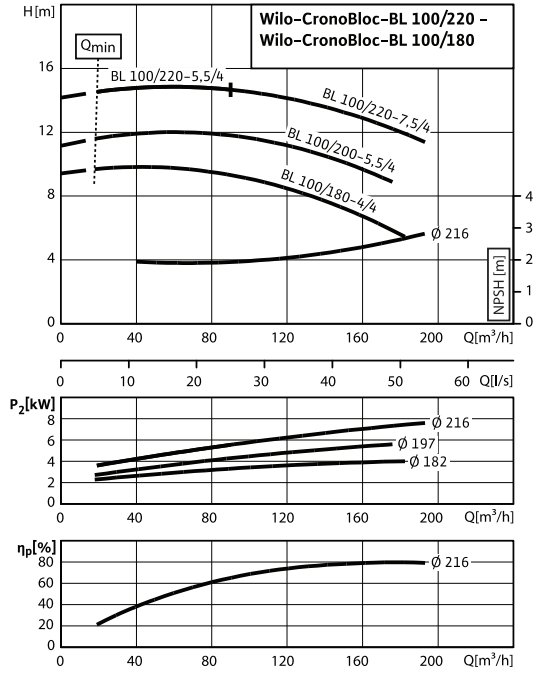
Wilo-CronoBloc-BL 80/250-5,5/4 - 80/270-11/4

Devir hızı 1450 d/d



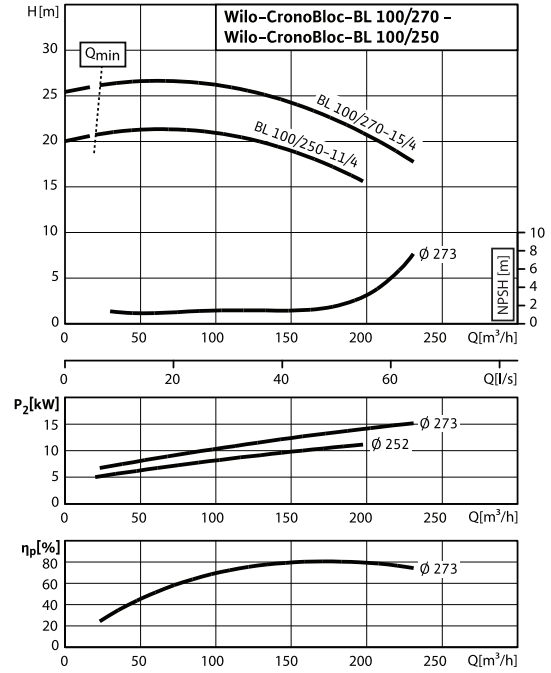
Wilo-CronoBloc-BL 100/180-4/4 - 100/220-7,5/4

Devir hızı 1450 d/d



Wilo-CronoBloc-BL 100/250-11/4 - 100/270-15/4

Devir hızı 1450 d/d



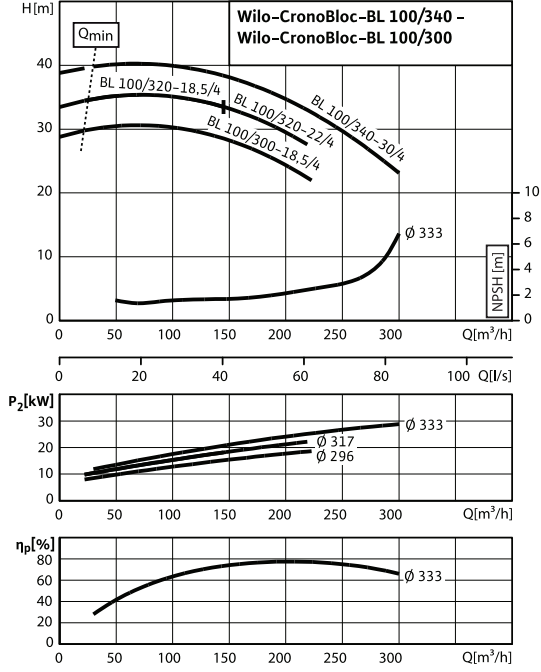
Isıtma, Soğutma, İklimlendirme, Endüstri

Monoblok Pompalar

Wilo-CronoBloc-BL Karakteristik Eğriler

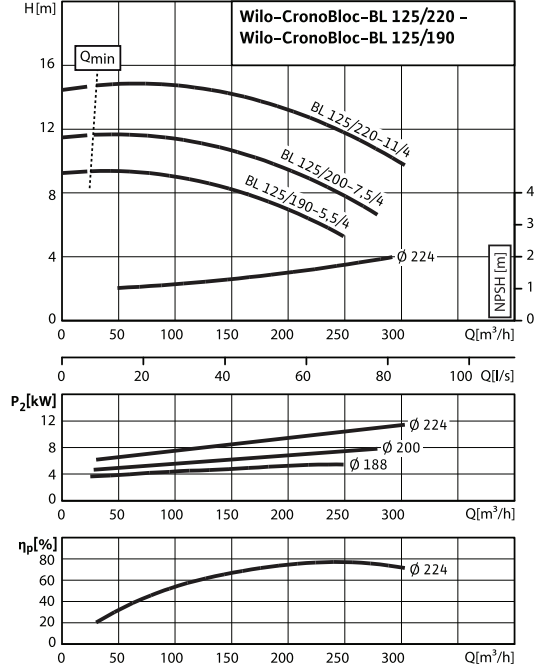
Wilo-CronoBloc-BL 100/300-18,5/4 - 100/340-30/4

Devir hızı 1450 d/d



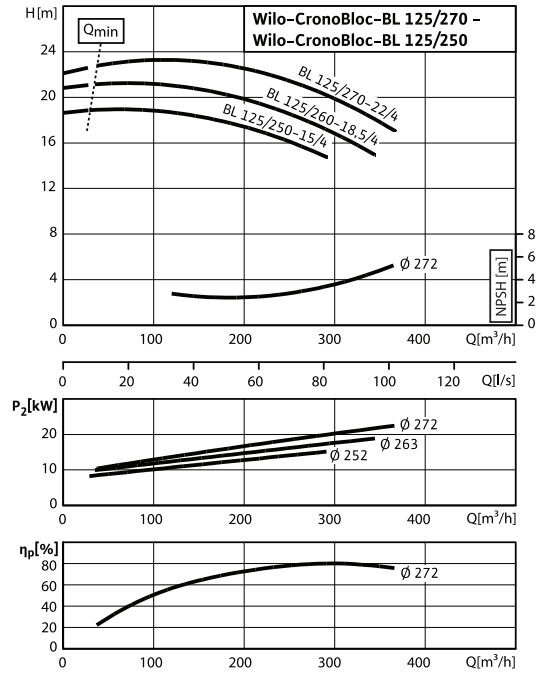
Wilo-CronoBloc-BL 125/190-5,5/4 - 125/220-11/4

Devir hızı 1450 d/d



Wilo-CronoBloc-BL 125/250-15/4 - 125/270-22/4

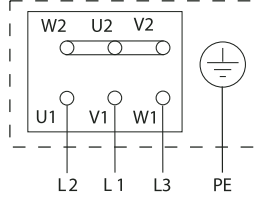
Devir hızı 1450 d/d



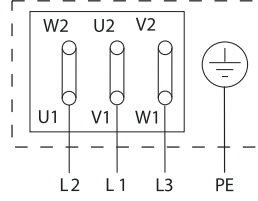
Wilo-CronoBloc-BL Bağlantı Şemaları, Motor Bilgileri

Bağlantı şeması

Y resim



Δ resim



Motor koruma svici kullanılmalıdır. Dönüş yönü kontrol edilmelidir. Dönüş yönünü değiştirmek için, herhangi iki fazı yer değiştirin

| | |
|------------------------|----------|
| $P2 \leq 3 \text{ kW}$ | 3~400V Y |
| | 3~230V Δ |
| $P2 \geq 4 \text{ kW}$ | 3~690V Y |
| | 3~400V Δ |

Köprüler kaldırılarak, Y- Δ kalkış mümkündür.

Motor Bilgileri (1450 d/d)

| | Nominal Akım (yaklaşık) | Güç Faktörü | Verim |
|---------|-------------------------|----------------|----------|
| | I_N 3~400 V | $\cos \varphi$ | η_M |
| | [A] | - | - |
| 0.37 kW | 1.06 | 0.78 | 0.65 |
| 0.55 kW | 1.44 | 0.82 | 0.67 |
| 0.75 kW | 1.91 | 0.81 | 0.72 |
| 1.1 kW | 2.55 | 0.81 | 0.77 |
| 1.5 kW | 3.40 | 0.81 | 0.79 |
| 2.2 kW | 4.70 | 0.82 | 0.82 |
| 3 kW | 6.40 | 0.82 | 0.83 |
| 4 kW | 8.20 | 0.83 | 0.85 |
| 5.5 kW | 11.40 | 0.81 | 0.86 |
| 7.5 kW | 15.20 | 0.82 | 0.87 |
| 11 kW | 21.50 | 0.84 | 0.89 |
| 15 kW | 28.50 | 0.84 | 0.90 |
| 18.5 kW | 35.50 | 0.83 | 0.91 |
| 22 kW | 41.50 | 0.84 | 0.91 |

Motor Bilgileri (2900 d/d)

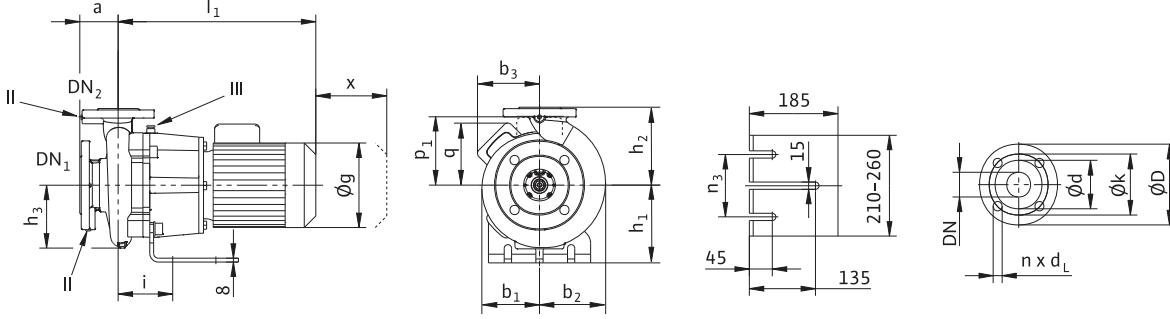
| | Nominal Akım (yaklaşık) | Güç Faktörü | Verim |
|---------|-------------------------|----------------|----------|
| | I_N 3~400 V | $\cos \varphi$ | η_M |
| | [A] | - | - |
| 1.5 kW | 3.25 | 0.85 | 0.79 |
| 2.2 kW | 4.55 | 0.85 | 0.82 |
| 3 kW | 6.10 | 0.85 | 0.84 |
| 4 kW | 7.80 | 0.86 | 0.86 |
| 5.5 kW | 10.40 | 0.89 | 0.86 |
| 7.5 kW | 13.80 | 0.89 | 0.88 |
| 11 kW | 20.00 | 0.88 | 0.90 |
| 15 kW | 26.50 | 0.90 | 0.90 |
| 18.5 kW | 32.00 | 0.91 | 0.91 |
| 22 kW | 39.50 | 0.88 | 0.92 |
| 30 kW | 53.00 | 0.89 | 0.92 |
| 37 kW | 65.00 | 0.89 | 0.93 |

Isıtma, Soğutma, İklimlendirme, Endüstri

Monoblok Pompalar

Wilo-CronoBloc-BL Ölçüler, Ağırlıklar

Pompa Ölçülü Resmi A



II : basınç ölçme R 1/8" , III : hava tahliye R 1/8"

Ölçüler, Ağırlıklar (1450 d/d)

| Wilo-CronoBloc-BL ... | Nominal Çap | | Ölçüler | | | | | | | | | | | | | Ağırlık (yaklaşık) | | |
|-----------------------|-----------------|-----------------|---------|----------------|----------------|----------------|-----|----------------|----------------|----------------|-----|-------------------|----------------|----------------|-----|--------------------|----|------|
| | DN ₁ | DN ₂ | a | b ₁ | b ₂ | b ₃ | Øg | h ₁ | h ₂ | h ₃ | i | l _{1max} | n ₃ | p ₁ | q | x | M | |
| [mm] | | | | | | | | | | | | | | | | | | [kg] |
| 32/150-0.37/4 | 50 | 32 | 80 | 113 | 129 | 118 | 145 | 160 | 160 | 122 | 110 | 398 | 130 | - | 118 | 95 | 41 | |
| 32/160-0.55/4 | 50 | 32 | 80 | 113 | 129 | 124 | 188 | 160 | 160 | 122 | 110 | 423 | 130 | - | 124 | 95 | 43 | |
| 32/170-0.75/4 | 50 | 32 | 80 | 113 | 129 | 124 | 188 | 160 | 160 | 122 | 110 | 423 | 130 | - | 124 | 95 | 45 | |
| 32/210-1.1/4 | 50 | 32 | 80 | 145 | 149 | - | 193 | 180 | 180 | 145 | 117 | 460 | 180 | 151 | - | 100 | 50 | |
| 32/220-1.5/4 | 50 | 32 | 80 | 145 | 149 | - | 193 | 180 | 180 | 145 | 117 | 460 | 180 | 151 | - | 100 | 54 | |
| 40/150-0.55/4 | 65 | 40 | 80 | 120 | 135 | 124 | 188 | 160 | 160 | 132 | 114 | 423 | 130 | - | 124 | 100 | 45 | |
| 40/160-0.75/4 | 65 | 40 | 80 | 120 | 135 | 124 | 188 | 160 | 160 | 132 | 114 | 423 | 130 | - | 124 | 100 | 47 | |
| 40/170-1.1/4 | 65 | 40 | 80 | 120 | 135 | 145 | 193 | 160 | 160 | 132 | 114 | 403 | 130 | - | 145 | 100 | 51 | |
| 40/210-1.5/4 | 65 | 40 | 100 | 145 | 151 | - | 193 | 180 | 180 | 145 | 124 | 467 | 180 | 151 | - | 100 | 56 | |
| 40/220-2.2/4 | 65 | 40 | 100 | 145 | 151 | - | 217 | 180 | 180 | 145 | 124 | 511 | 180 | 160 | - | 100 | 65 | |
| 40/260-3/4 | 65 | 40 | 100 | 174 | 178 | - | 217 | 200 | 225 | 160 | 123 | 510 | 180 | 160 | - | 110 | 74 | |
| 40/270-3/4 | 50 | 40 | 100 | 174 | 178 | - | 217 | 200 | 225 | 160 | 123 | 510 | 180 | 160 | - | 110 | 74 | |
| 40/270-4/4 | 65 | 40 | 100 | 174 | 178 | - | 232 | 200 | 225 | 160 | 123 | 588 | 180 | 178 | - | 110 | 81 | |
| 50/160-1.1/4 | 65 | 50 | 100 | 127 | 147 | 145 | 193 | 160 | 180 | 152 | 122 | 471 | 130 | - | 145 | 120 | 52 | |
| 50/170-1.1/4 | 65 | 50 | 100 | 127 | 147 | 145 | 193 | 160 | 180 | 152 | 122 | 471 | 130 | - | 145 | 120 | 52 | |
| 50/170-1.5/4 | 65 | 50 | 100 | 127 | 147 | 149 | 193 | 160 | 180 | 152 | 122 | 471 | 130 | - | 149 | 120 | 56 | |
| 50/200-2.2/4 | 65 | 50 | 100 | 153 | 172 | - | 217 | 180 | 200 | 159 | 124 | 511 | 180 | 160 | - | 110 | 68 | |
| 50/220-2.2/4 | 65 | 50 | 100 | 153 | 172 | - | 217 | 180 | 200 | 159 | 124 | 511 | 180 | 160 | - | 110 | 68 | |
| 50/220-3/4 | 65 | 50 | 100 | 153 | 172 | - | 217 | 180 | 200 | 159 | 124 | 511 | 180 | 160 | - | 110 | 71 | |
| 50/250-3/4 | 65 | 50 | 100 | 174 | 186 | - | 217 | 200 | 225 | 179 | 131 | 518 | 180 | 160 | - | 110 | 78 | |
| 50/250-4/4 | 65 | 50 | 100 | 174 | 186 | - | 232 | 200 | 225 | 179 | 131 | 596 | 180 | 178 | - | 110 | 84 | |
| 65/150-1.1/4 | 80 | 65 | 100 | 136 | 162 | 145 | 193 | 160 | 200 | 155 | 130 | 479 | 130 | - | 145 | 120 | 60 | |
| 65/160-1.5/4 | 80 | 65 | 100 | 136 | 162 | 149 | 193 | 160 | 200 | 155 | 130 | 479 | 130 | - | 149 | 120 | 64 | |
| 65/170-2.2/4 | 80 | 65 | 100 | 136 | 162 | 156 | 217 | 160 | 200 | 155 | 130 | 523 | 130 | - | 156 | 120 | 75 | |
| 65/210-3/4 | 80 | 65 | 100 | 156 | 181 | - | 217 | 200 | 225 | 170 | 139 | 525 | 180 | 160 | - | 120 | 76 | |
| 65/220-4/4 | 80 | 65 | 100 | 156 | 181 | - | 232 | 200 | 225 | 170 | 139 | 603 | 180 | 178 | - | 120 | 76 | |
| 80/150-1.5/4 | 100 | 80 | 125 | 160 | 196 | 149 | 193 | 180 | 225 | 178 | 137 | 486 | 130 | - | 149 | 135 | 74 | |

Wilo-CronoBloc-BL Ölçüler, Ağırlıklar

Ölçüler, Ağırlıklar (1450 d/d)

| Wilo-CronoBloc-BL ... | Nominal Çap | | Ölçüler | | | | | | | | | | | | | | Ağırlık (yaklaşık) |
|-----------------------|-----------------|-----------------|---------|----------------|----------------|----------------|-----|----------------|----------------|----------------|-----|-------------------|----------------|----------------|-----|-----|--------------------|
| | DN ₁ | DN ₂ | a | b ₁ | b ₂ | b ₃ | Ø g | h ₁ | h ₂ | h ₃ | i | l _{1max} | n ₃ | p ₁ | q | x | M |
| | [mm] | | | | | | | | | | | | | | | | [kg] |
| 80/160-2.2/4 | 100 | 80 | 125 | 160 | 196 | 156 | 217 | 180 | 225 | 178 | 137 | 530 | 130 | - | 156 | 135 | 86 |
| 80/170-3/4 | 100 | 80 | 125 | 160 | 196 | 156 | 217 | 180 | 225 | 178 | 137 | 530 | 130 | - | 156 | 135 | 88 |
| 80/200-3/4 | 100 | 80 | 125 | 170 | 197 | - | 217 | 200 | 250 | 178 | 143 | 530 | 182 | 178 | - | 120 | 86 |
| 80/200-4/4 | 100 | 80 | 125 | 170 | 197 | - | 232 | 200 | 250 | 178 | 143 | 608 | 180 | 178 | - | 120 | 92 |
| 100/180-4/4 | 125 | 100 | 125 | 176 | 211 | 0 | 232 | 200 | 280 | 196 | 156 | 621 | 180 | 178 | 0 | 120 | 96 |

Ölçüler, Ağırlıklar (2900 d/d)

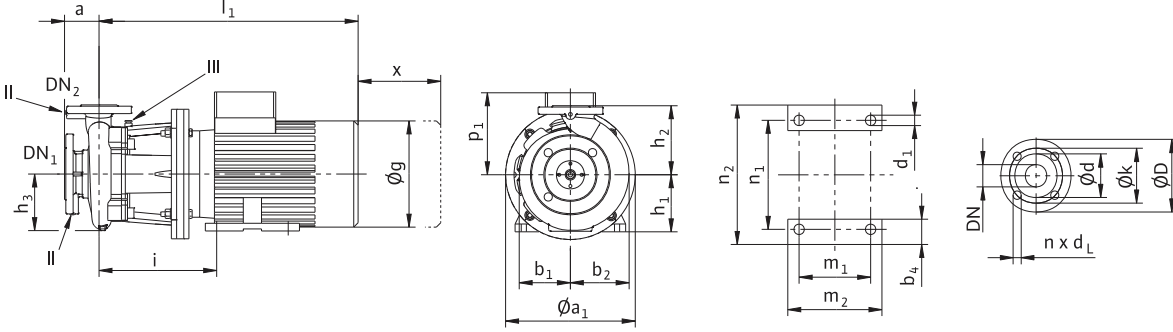
| Wilo-CronoBloc-BL ... | Nominal Çap | | Ölçüler | | | | | | | | | | | | | | Ağırlık (yaklaşık) |
|-----------------------|-----------------|-----------------|---------|----------------|----------------|----------------|-----|----------------|----------------|----------------|-----|-------------------|----------------|----------------|-----|-----|--------------------|
| | DN ₁ | DN ₂ | a | b ₁ | b ₂ | b ₃ | Ø g | h ₁ | h ₂ | h ₃ | i | l _{1max} | n ₃ | p ₁ | q | x | M |
| | [mm] | | | | | | | | | | | | | | | | [kg] |
| 32/140-2.2/2 | 50 | 32 | 80 | 113 | 129 | 149 | 193 | 160 | 160 | 122 | 110 | 463 | 130 | - | 149 | 95 | 52 |
| 32/150-3/2 | 50 | 32 | 80 | 113 | 129 | 156 | 217 | 160 | 160 | 122 | 110 | 506 | 130 | - | 156 | 95 | 61 |
| 32/160-4/2 | 50 | 32 | 80 | 113 | 129 | 168 | 232 | 160 | 160 | 122 | 110 | 584 | 130 | - | 168 | 95 | 68 |
| 40/110-1.5/2 | 65 | 40 | 80 | 101 | 119 | 145 | 193 | 160 | 140 | 111 | 114 | 461 | 130 | - | 145 | 100 | 42 |
| 40/120-2.2/2 | 65 | 40 | 80 | 101 | 119 | 149 | 193 | 160 | 140 | 111 | 114 | 461 | 130 | - | 149 | 100 | 46 |
| 40/130-3/2 | 65 | 40 | 80 | 101 | 119 | 156 | 217 | 160 | 140 | 111 | 114 | 505 | 130 | - | 156 | 100 | 57 |
| 40/140-3/2 | 65 | 40 | 80 | 101 | 119 | 156 | 217 | 160 | 140 | 111 | 114 | 505 | 130 | - | 156 | 100 | 57 |
| 40/140-4/2 | 65 | 40 | 80 | 101 | 119 | 168 | 232 | 160 | 140 | 111 | 114 | 583 | 130 | - | 168 | 100 | 64 |
| 50/110-3/2 | 65 | 50 | 100 | 111 | 133 | 156 | 217 | 160 | 160 | 124 | 121 | 512 | 130 | - | 156 | 110 | 61 |
| 50/120-3/2 | 65 | 50 | 100 | 111 | 133 | 156 | 217 | 160 | 160 | 124 | 121 | 512 | 130 | - | 156 | 110 | 61 |
| 50/120-4/2 | 65 | 50 | 100 | 111 | 133 | 168 | 232 | 160 | 160 | 124 | 121 | 590 | 130 | - | 168 | 110 | 68 |
| 65/120-4/2 | 80 | 65 | 100 | 123 | 151 | 168 | 232 | 160 | 180 | 155 | 127 | 595 | 130 | - | 168 | 120 | 74 |

Isıtma, Soğutma, İklimlendirme, Endüstri

Monoblok Pompalar

Wilo-CronoBloc-BL Ölçüler, Ağırlıklar

Pompa Ölçülü Resmi B



II : basınç ölçme R 1/8" , III : hava tahliye R 1/8"

Ölçüler, Ağırlıklar (1450 d/d)

| Wilo-CronoBloc-BL ... | Nominal Çap | | Ölçüler | | | | | | | | | | | | | | | | | | Ağırlık (yaklaşık) | |
|-----------------------|-----------------|-----------------|---------|-----------------|----------------|----------------|----------------|----------------|-----|----------------|----------------|----------------|-----|-------------------|----------------|----------------|----------------|----------------|----------------|-----|--------------------|--|
| | DN ₁ | DN ₂ | a | Øa ₁ | b ₁ | b ₂ | b ₄ | d ₁ | Øg | h ₁ | h ₂ | h ₃ | i | l _{1max} | m ₁ | m ₂ | n ₁ | n ₂ | p ₁ | x | M | |
| | [mm] | | | | | | | | | | | | | | | | | | | | | |
| 50/270-5.5/4 | 65 | 50 | 100 | 300 | 174 | 186 | 53 | 12 | 279 | 132 | 225 | 179 | 306 | 652 | 140 | 180 | 216 | 256 | 188 | 110 | 99 | |
| 65/270-5.5/4 | 80 | 65 | 100 | 300 | 184 | 203 | 53 | 12 | 279 | 132 | 250 | 196 | 304 | 650 | 140 | 180 | 216 | 256 | 188 | 115 | 106 | |
| 80/220-5.5/4 | 100 | 80 | 125 | 300 | 170 | 197 | 53 | 12 | 279 | 132 | 250 | 178 | 318 | 664 | 140 | 180 | 216 | 256 | 188 | 120 | 106 | |
| 80/250-5.5/4 | 100 | 80 | 125 | 300 | 192 | 218 | 53 | 12 | 279 | 132 | 280 | 199 | 309 | 655 | 140 | 180 | 216 | 256 | 188 | 120 | 113 | |
| 80/250-7.5/4 | 100 | 80 | 125 | 300 | 192 | 218 | 53 | 12 | 323 | 132 | 280 | 199 | 309 | 696 | 178 | 218 | 216 | 256 | 188 | 120 | 121 | |
| 80/270-11/4 | 100 | 80 | 125 | 350 | 192 | 218 | 60 | 15 | 323 | 160 | 280 | 199 | 369 | 778 | 210 | 256 | 254 | 300 | 250 | 120 | 157 | |
| 100/200-5.5/4 | 125 | 100 | 125 | 300 | 176 | 211 | 53 | 12 | 279 | 132 | 280 | 196 | 331 | 677 | 140 | 180 | 216 | 256 | 188 | 120 | 111 | |
| 100/220-5.5/4 | 125 | 100 | 125 | 300 | 176 | 211 | 53 | 12 | 279 | 132 | 280 | 196 | 331 | 677 | 140 | 180 | 216 | 256 | 188 | 120 | 111 | |
| 100/220-7.5/4 | 125 | 100 | 125 | 300 | 176 | 211 | 53 | 12 | 323 | 132 | 280 | 196 | 331 | 718 | 178 | 218 | 216 | 256 | 188 | 120 | 119 | |
| 100/250-11/4 | 125 | 100 | 140 | 350 | 200 | 232 | 60 | 15 | 323 | 160 | 280 | 222 | 383 | 792 | 210 | 256 | 254 | 300 | 250 | 130 | 173 | |
| 100/270-15/4 | 125 | 100 | 140 | 350 | 200 | 232 | 60 | 15 | 370 | 160 | 280 | 222 | 383 | 835 | 254 | 300 | 254 | 300 | 250 | 130 | 185 | |
| 100/300-18.5/4 | 125 | 100 | 140 | 350 | 265 | 297 | 70 | 15 | 370 | 180 | 315 | 248 | 417 | 898 | 241 | 287 | 279 | 339 | 294 | 140 | 250 | |
| 100/320-18.5/4 | 125 | 100 | 140 | 350 | 265 | 297 | 70 | 15 | 370 | 180 | 315 | 248 | 417 | 898 | 241 | 287 | 279 | 339 | 294 | 140 | 250 | |
| 100/320-22/4 | 125 | 100 | 140 | 350 | 265 | 297 | 70 | 15 | 370 | 180 | 315 | 248 | 417 | 926 | 279 | 325 | 279 | 339 | 294 | 140 | 270 | |
| 100/340-30/4 | 125 | 100 | 140 | 400 | 265 | 297 | 83 | 19 | 415 | 200 | 315 | 248 | 429 | 986 | 305 | 355 | 318 | 388 | 306 | 140 | 306 | |
| 125/190-5.5/4 | 150 | 125 | 140 | 300 | 235 | 279 | 53 | 12 | 279 | 132 | 355 | 256 | 343 | 689 | 140 | 180 | 216 | 256 | 188 | 140 | 128 | |
| 125/200-7.5/4 | 150 | 125 | 140 | 300 | 235 | 279 | 53 | 12 | 323 | 132 | 355 | 256 | 343 | 730 | 178 | 218 | 216 | 256 | 188 | 140 | 136 | |
| 125/220-11/4 | 150 | 125 | 140 | 350 | 235 | 279 | 60 | 15 | 323 | 160 | 355 | 256 | 404 | 813 | 210 | 256 | 254 | 300 | 250 | 140 | 170 | |
| 125/250-15/4 | 150 | 125 | 140 | 350 | 235 | 279 | 60 | 15 | 370 | 160 | 355 | 256 | 419 | 871 | 254 | 300 | 254 | 300 | 250 | 140 | 231 | |
| 125/260-18.5/4 | 150 | 125 | 140 | 350 | 235 | 279 | 70 | 15 | 370 | 180 | 355 | 256 | 432 | 913 | 241 | 287 | 279 | 339 | 294 | 140 | 259 | |
| 125/270-22/4 | 150 | 125 | 140 | 350 | 235 | 279 | 70 | 15 | 370 | 180 | 355 | 256 | 432 | 941 | 279 | 325 | 279 | 339 | 294 | 140 | 269 | |

Wilo-CronoBloc-BL Ölçüler, Ağırlıklar

Ölçüler, Ağırlıklar (2900 d/d)

| Wilo-CronoBloc-BL ... | Nominal Çap | | Ölçüler | | | | | | | | | | | | | | | | | Ağırlık (yaklaşık) | |
|-----------------------|-------------|------|---------|------|----------------|----------------|----------------|----------------|-----|----------------|----------------|----------------|-----|-------------------|----------------|----------------|----------------|----------------|----------------|--------------------|------|
| | DN 1 | DN 2 | a | ø a1 | b ₁ | b ₂ | b ₄ | d ₁ | ø g | h ₁ | h ₂ | h ₃ | i | l _{1max} | m ₁ | m ₂ | n ₁ | n ₂ | p ₁ | x | M |
| [mm] | | | | | | | | | | | | | | | | | | | | | [kg] |
| 32/170-5.5/2 | 50 | 32 | 80 | 325 | 113 | 129 | 53 | 12 | 279 | 132 | 160 | 122 | 284 | 630 | 140 | 180 | 216 | 256 | 188 | 95 | 78 |
| 32/210-7.5/2 | 50 | 32 | 80 | 325 | 145 | 149 | 53 | 12 | 279 | 132 | 180 | 145 | 292 | 638 | 140 | 180 | 216 | 256 | 188 | 100 | 92 |
| 32/220-11/2 | 50 | 32 | 80 | 350 | 145 | 149 | 60 | 15 | 323 | 160 | 180 | 145 | 352 | 761 | 210 | 256 | 254 | 300 | 250 | 100 | 123 |
| 40/160-5.5/2 | 65 | 40 | 80 | 325 | 120 | 135 | 53 | 12 | 279 | 132 | 160 | 132 | 285 | 631 | 140 | 180 | 216 | 256 | 188 | 100 | 83 |
| 40/170-5.5/2 | 65 | 40 | 80 | 325 | 120 | 135 | 53 | 12 | 279 | 132 | 160 | 132 | 285 | 631 | 140 | 180 | 216 | 256 | 188 | 100 | 84 |
| 40/170-7.5/2 | 65 | 40 | 80 | 325 | 120 | 135 | 53 | 12 | 279 | 132 | 160 | 132 | 285 | 631 | 140 | 180 | 216 | 256 | 188 | 100 | 93 |
| 40/180-7.5/2 | 65 | 40 | 100 | 325 | 145 | 151 | 53 | 12 | 279 | 132 | 180 | 145 | 299 | 645 | 140 | 180 | 216 | 256 | 188 | 100 | 94 |
| 40/210-11/2 | 65 | 40 | 100 | 350 | 145 | 151 | 60 | 15 | 323 | 160 | 180 | 145 | 359 | 768 | 210 | 256 | 254 | 300 | 250 | 100 | 125 |
| 40/220-11/2 | 65 | 40 | 100 | 350 | 145 | 151 | 60 | 15 | 323 | 160 | 180 | 145 | 359 | 768 | 210 | 256 | 254 | 300 | 250 | 100 | 125 |
| 40/220-15/2 | 65 | 40 | 100 | 350 | 145 | 151 | 60 | 15 | 323 | 160 | 180 | 145 | 359 | 768 | 210 | 256 | 254 | 300 | 250 | 100 | 136 |
| 40/250-22/2 | 65 | 40 | 100 | 350 | 174 | 178 | 70 | 15 | 415 | 180 | 225 | 160 | 373 | 854 | 241 | 287 | 279 | 339 | 294 | 110 | 191 |
| 40/270-22/2 | 50 | 40 | 100 | 350 | 174 | 178 | 70 | 15 | 370 | 180 | 225 | 160 | 373 | 854 | 241 | 287 | 279 | 339 | 294 | 110 | 191 |
| 40/270-30/2 | 65 | 40 | 100 | 400 | 174 | 178 | 83 | 19 | 415 | 200 | 225 | 160 | 402 | 959 | 305 | 355 | 318 | 388 | 306 | 110 | 239 |
| 50/130-5.5/2 | 65 | 50 | 100 | 325 | 111 | 133 | 53 | 12 | 279 | 132 | 160 | 124 | 296 | 642 | 140 | 180 | 216 | 256 | 188 | 110 | 77 |
| 50/140-5.5/2 | 65 | 50 | 100 | 300 | 111 | 133 | 53 | 12 | 279 | 132 | 160 | 124 | 296 | 642 | 140 | 180 | 216 | 256 | 188 | 110 | 77 |
| 50/140-7.5/2 | 65 | 50 | 100 | 325 | 111 | 133 | 53 | 12 | 279 | 132 | 160 | 124 | 296 | 642 | 140 | 180 | 216 | 256 | 188 | 110 | 85 |
| 50/150-5.5/2 | 65 | 50 | 100 | 325 | 127 | 147 | 53 | 12 | 279 | 132 | 180 | 152 | 293 | 639 | 140 | 180 | 216 | 256 | 188 | 120 | 85 |
| 50/150-7.5/2 | 65 | 50 | 100 | 325 | 127 | 147 | 53 | 12 | 279 | 132 | 180 | 152 | 293 | 639 | 140 | 180 | 216 | 256 | 188 | 120 | 95 |
| 50/170-11/2 | 65 | 50 | 100 | 350 | 127 | 147 | 60 | 15 | 323 | 160 | 180 | 152 | 362 | 771 | 210 | 256 | 254 | 300 | 250 | 120 | 117 |
| 50/200-11/2 | 65 | 50 | 100 | 350 | 153 | 172 | 60 | 15 | 323 | 160 | 200 | 159 | 359 | 768 | 210 | 256 | 254 | 300 | 250 | 110 | 129 |
| 50/200-15/2 | 65 | 50 | 100 | 350 | 153 | 172 | 60 | 15 | 323 | 160 | 200 | 159 | 359 | 768 | 210 | 256 | 254 | 300 | 250 | 110 | 140 |
| 50/210-15/2 | 65 | 50 | 100 | 350 | 153 | 172 | 60 | 15 | 323 | 160 | 200 | 159 | 359 | 768 | 210 | 256 | 254 | 300 | 250 | 110 | 140 |
| 50/210-18.5/2 | 65 | 50 | 100 | 350 | 153 | 172 | 60 | 15 | 323 | 160 | 200 | 159 | 359 | 811 | 254 | 300 | 254 | 300 | 250 | 110 | 153 |
| 50/220-18.5/2 | 65 | 50 | 100 | 350 | 153 | 172 | 60 | 15 | 370 | 160 | 200 | 159 | 359 | 811 | 254 | 300 | 254 | 300 | 250 | 110 | 153 |
| 50/220-22/2 | 65 | 50 | 100 | 350 | 153 | 172 | 70 | 15 | 415 | 180 | 200 | 159 | 372 | 853 | 241 | 287 | 279 | 339 | 294 | 110 | 175 |
| 50/240-30/2 | 65 | 50 | 100 | 400 | 174 | 186 | 83 | 19 | 415 | 200 | 225 | 179 | 410 | 967 | 305 | 355 | 318 | 388 | 306 | 110 | 244 |
| 50/260-30/2 | 65 | 50 | 100 | 400 | 174 | 186 | 83 | 19 | 415 | 200 | 225 | 179 | 410 | 967 | 305 | 355 | 318 | 388 | 306 | 110 | 244 |
| 50/260-37/2 | 65 | 50 | 100 | 400 | 174 | 186 | 83 | 19 | 415 | 200 | 225 | 179 | 410 | 967 | 305 | 355 | 318 | 388 | 306 | 110 | 267 |
| 65/130-5.5/2 | 80 | 65 | 100 | 325 | 123 | 151 | 53 | 12 | 279 | 132 | 180 | 155 | 301 | 647 | 140 | 180 | 216 | 256 | 188 | 120 | 83 |
| 65/140-7.5/2 | 80 | 65 | 100 | 325 | 123 | 151 | 53 | 12 | 279 | 132 | 180 | 155 | 301 | 647 | 140 | 180 | 216 | 256 | 188 | 120 | 91 |
| 65/160-11/2 | 80 | 65 | 100 | 350 | 136 | 162 | 60 | 15 | 323 | 160 | 200 | 155 | 370 | 779 | 210 | 256 | 254 | 300 | 250 | 120 | 125 |
| 65/170-11/2 | 80 | 65 | 100 | 350 | 136 | 162 | 60 | 15 | 323 | 160 | 200 | 155 | 370 | 822 | 210 | 256 | 254 | 300 | 250 | 120 | 125 |
| 65/170-15/2 | 80 | 65 | 100 | 350 | 136 | 162 | 60 | 15 | 323 | 160 | 200 | 155 | 370 | 779 | 210 | 256 | 254 | 300 | 250 | 120 | 138 |
| 65/190-15/2 | 80 | 65 | 100 | 350 | 156 | 181 | 60 | 15 | 323 | 160 | 225 | 170 | 374 | 826 | 210 | 256 | 254 | 300 | 250 | 120 | 144 |
| 65/190-18.5/2 | 80 | 65 | 100 | 350 | 156 | 181 | 60 | 15 | 323 | 160 | 225 | 170 | 374 | 826 | 254 | 300 | 254 | 300 | 250 | 120 | 157 |
| 65/210-18.5/2 | 80 | 65 | 100 | 350 | 156 | 181 | 60 | 15 | 370 | 160 | 225 | 170 | 374 | 826 | 254 | 300 | 254 | 300 | 250 | 120 | 157 |
| 65/210-22/2 | 80 | 65 | 100 | 350 | 156 | 181 | 70 | 15 | 415 | 180 | 225 | 170 | 387 | 868 | 241 | 287 | 279 | 339 | 294 | 120 | 180 |
| 65/220-30/2 | 80 | 65 | 100 | 400 | 156 | 181 | 83 | 19 | 415 | 200 | 225 | 170 | 399 | 956 | 305 | 355 | 318 | 388 | 306 | 120 | 234 |
| 80/145-11/2 | 100 | 80 | 125 | 350 | 160 | 196 | 60 | 15 | 323 | 160 | 225 | 178 | 377 | 786 | 210 | 256 | 254 | 300 | 250 | 135 | 136 |
| 80/150-15/2 | 100 | 80 | 125 | 350 | 160 | 196 | 60 | 15 | 323 | 160 | 225 | 178 | 377 | 786 | 210 | 256 | 254 | 300 | 250 | 135 | 149 |
| 80/160-15/2 | 100 | 80 | 125 | 350 | 160 | 196 | 60 | 15 | 323 | 160 | 225 | 178 | 377 | 786 | 210 | 256 | 254 | 300 | 250 | 135 | 149 |
| 80/160-18.5/2 | 100 | 80 | 125 | 350 | 160 | 196 | 60 | 15 | 323 | 160 | 225 | 178 | 377 | 829 | 254 | 300 | 254 | 300 | 250 | 135 | 166 |
| 80/165-22/2 | 100 | 80 | 125 | 350 | 160 | 196 | 70 | 15 | 415 | 180 | 225 | 178 | 390 | 871 | 241 | 287 | 279 | 339 | 294 | 135 | 181 |

Isıtma, Soğutma, İklimlendirme, Endüstri

Monoblok Pompalar

Wilo-CronoBloc-BL Ölçüler, Ağırlıklar

Ölçüler, Ağırlıklar (2900 d/d)

| Wilo-CronoBloc-BL ... | Nominal Çap | | Ölçüler | | | | | | | | | | | | | | | | | | | Ağırlık (yaklaşık) |
|-----------------------|-------------|------|---------|------|----------------|----------------|----------------|----------------|-----|----------------|----------------|----------------|-----|-------------------|----------------|----------------|----------------|----------------|----------------|-----|------|--------------------|
| | DN 1 | DN 2 | a | Ø a1 | b ₁ | b ₂ | b ₄ | d ₁ | Ø g | h ₁ | h ₂ | h ₃ | i | l _{1max} | m ₁ | m ₂ | n ₁ | n ₂ | p ₁ | x | M | |
| | [mm] | | | | | | | | | | | | | | | | | | | | [kg] | |
| 80/170-30/2 | 100 | 80 | 125 | 400 | 160 | 196 | 83 | 19 | 415 | 200 | 225 | 178 | 402 | 959 | 305 | 355 | 318 | 388 | 306 | 135 | 236 | |
| 80/200-30/2 | 100 | 80 | 125 | 400 | 170 | 197 | 83 | 19 | 415 | 200 | 250 | 178 | 403 | 960 | 305 | 355 | 318 | 388 | 306 | 120 | 244 | |
| 80/210-30/2 | 100 | 80 | 125 | 400 | 170 | 197 | 83 | 19 | 415 | 200 | 250 | 178 | 403 | 960 | 305 | 355 | 318 | 388 | 306 | 120 | 244 | |
| 80/210-37/2 | 100 | 80 | 125 | 400 | 170 | 197 | 83 | 19 | 415 | 200 | 250 | 178 | 403 | 960 | 305 | 355 | 318 | 388 | 306 | 120 | 267 | |

Flanş Ölçüleri (emme tarafı)

| Wilo-CronoBloc-BL ... | Nominal Flanş Çapı | Pompa Flanş Ölçüleri | | | |
|-----------------------|--------------------|----------------------|------------------|------------------|---------------------|
| | DN ₁ | Ø D ₁ | Ø d ₁ | Ø k ₁ | n x d _{L1} |
| | [mm] | | | | |
| 32... | 50 | 165 | 99 | 125 | 4 x 19 |
| 40... | 65 | 185 | 118 | 145 | 4 x 19 |
| 50... | 65 | 185 | 118 | 145 | 4 x 19 |
| 65... | 80 | 200 | 132 | 160 | 8 x 19 |
| 80... | 100 | 220 | 156 | 180 | 8 x 19 |
| 100... | 125 | 250 | 184 | 210 | 8 x 19 |
| 125... | 150 | 285 | 211 | 240 | 8 x 23 |

EN 1902-2'ye göre PN16 delikli

Flanş Ölçüleri (basma tarafı)

| Wilo-CronoBloc-BL ... | Nominal Flanş Çapı | Pompa Flanş Ölçüleri | | | |
|-----------------------|--------------------|----------------------|------------------|------------------|---------------------|
| | DN ₂ | Ø D ₂ | Ø d ₂ | Ø k ₂ | n x d _{L2} |
| | [mm] | | | | |
| 32... | 32 | 140 | 76 | 100 | 4 x 19 |
| 40... | 40 | 150 | 84 | 110 | 4 x 19 |
| 50... | 50 | 165 | 99 | 125 | 4 x 19 |
| 65... | 65 | 185 | 118 | 145 | 4 x 19 |
| 80... | 80 | 200 | 132 | 160 | 8 x 19 |
| 100... | 100 | 220 | 156 | 180 | 8 x 19 |
| 125... | 125 | 250 | 184 | 210 | 8 x 19 |

EN 1902-2'ye göre PN16 delikli